

PATEX and IECEx Group II certified. General purpose, side-entry velocity transducer with DC output. Made from robust stainless steel throughout for continuous vibration monitoring in harsh industrial environments. Internal electronics are enclosed in a Faraday cage and isolated to minimise noise. Sealed to IP67 with industry standard two wire 4-20mA output proportional to sensor range that can connect directly to PLC, DCS and other industrial controllers. Includes integral stainless steel overbraided ETFE and ¼"-28UNF, M6 or M8 mounting bolt.

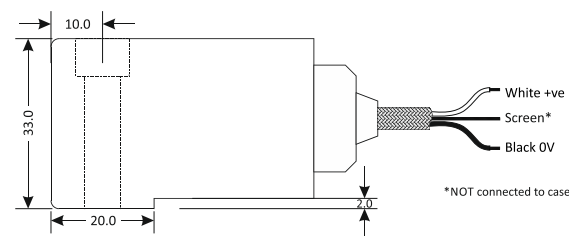
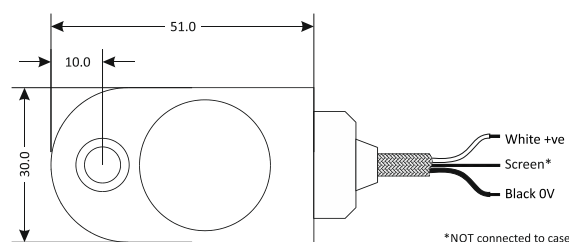
Applications

- Intrinsically safe data collector
- Oil & gas
- Motors, fans, compressors, pumps
- Petrochemical

MTN/2285ISC



Dimensions



Technical

Output current	4-20mA DC proportional to rms velocity (mm/s)
Supply voltage	12-32V DC
Frequency response	2Hz to 1kHz $\pm 10\%$
Mounted base resonance	5kHz (nominal)
Isolation	Electronics in Faraday cage, isolated from body
Dynamic range	50g peak
Temperature sensitivity	0.08%/°C
Transverse sensitivity	Less than 5%
Temperature range	$(-55^{\circ}\text{C} \leq T_a \leq +65^{\circ}\text{C})$
Case material	Stainless steel
Maximum cable length	See system drawing ATX038
Mounting torque	8Nm
Weight	140g (nominal)
Sealing	IP67

Certificate Details

Group II ¹	BAS02ATEX1057X and IECEx BAS 08.0013X Ex ia IIC T6 Ga $(-55^{\circ}\text{C} \leq T_a \leq +65^{\circ}\text{C})$ Ex ia IIIC T85°C DA $(-55^{\circ}\text{C} \leq T_a \leq +65^{\circ}\text{C})$
-----------------------	---

Terminal parameters	Ui = 28V, Ii = 93mA, Pi = 0.65W For Ci and Li see certificate
---------------------	--

Barrier

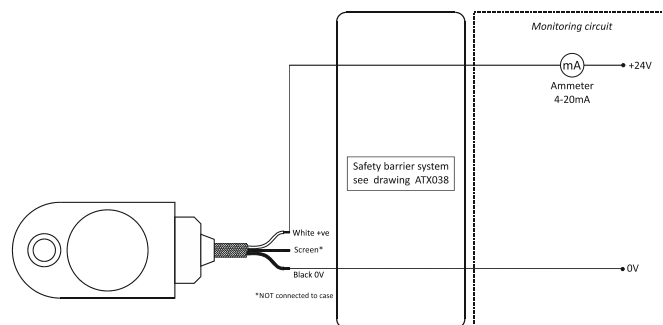
MTL7787+, BAS01ATEX7217 or P&FZ787,
BAS01ATEX7005 or any other barrier that
conforms to note 4 of ATX038 (Available on
request)

Options

- Dust option (Group II only)
- Filters
- Mounting threads
- Other velocities (see below)

Part #	Mounting	xx = Optional velocity (mm/s rms)
MTN/2285ISC-xx	¼" UNF x 33mm	0-10
		0-20
MTN/2285ISCM6-xx	M6 x 35mm	0-25
MTN/2285ISCM8-xx	M8 x 28mm	0-50
		0-100

System connection



Note: Care should be taken not to install this in a high velocity dust laden atmosphere.

¹Warning ref Group II: The Ci and Li were previously lower. The Installer must take account of the increase in internal capacitance and inductance present on this apparatus.