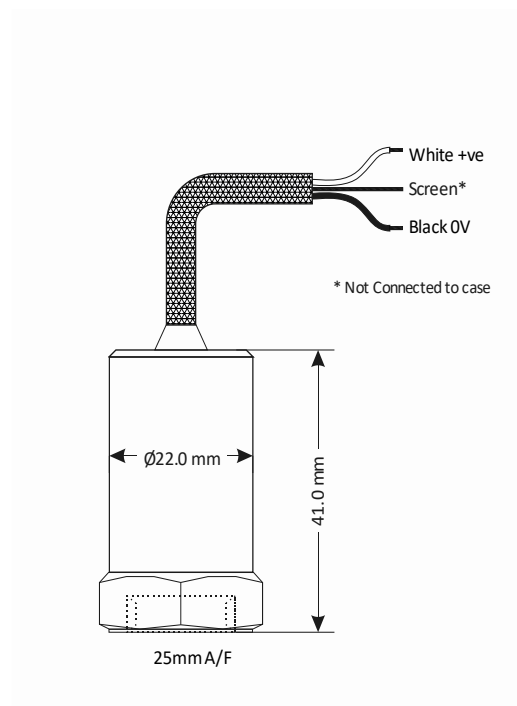


General purpose top-entry constant current accelerometer with isolated AC outputs. Made from robust stainless steel throughout for long term vibration analysis in harsh environments. Internal electronics are isolated to minimise noise with increased bias voltage stability. Sealed to IP67 and includes integral stainless steel overbraided ETFE cable. Available with a wide range of mountings.

MTN2200C



Dimensions



Applications

- Paper machinery
- General industry
- Pumps, fans, etc
- Air handling units
- Machine tools

Technical

Standard sensitivity	100mV/g $\pm 10\%$ nominal @ 80Hz
----------------------	-----------------------------------

Frequency response	2Hz to 10kHz $\pm 5\%$ (-3dB @ 0.8Hz)
--------------------	---------------------------------------

Mounted base resonance	18kHz (nominal)
------------------------	-----------------

Isolation	Base isolated
-----------	---------------

Dynamic range	$\pm 80g$
---------------	-----------

Transverse sensitivity	Less than 5%
------------------------	--------------

Electrical noise	0.1mg max
------------------	-----------

Current range	0.5 to 8mA
---------------	------------

Temperature range	-55 to 140°C
-------------------	--------------

Bias voltage	12V DC (nominal)
--------------	------------------

Case material	Stainless steel
---------------	-----------------

Cable	Integral stainless steel overbraided ETFE
-------	---

Standard cable length	5m
-----------------------	----

Maximum cable length	100m
----------------------	------

Mounting torque	8Nm
-----------------	-----

Weight	110g (nominal)
--------	----------------

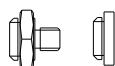
Sealing	IP67
---------	------

Studs and grub screws



Part #	From	To
MS036	¼"-28 UNF Male	M6 Male
MS039	¼"-28 UNF Male	10-32 UNF Male
MS067	¼"-28 UNF Male	M8 Male
MS068	¼"-28 UNF Male	¼"-28 UNF Male
MS124	¼"-28 UNF Male	M10 Male
MS132	¼"-28 UNF Male	M12 Male

Quick fit adapters



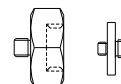
Part #	From	To
MS001	Q/F Male	Glue base
MS002	Q/F Male	M8 Male
MS003	Q/F Male	M10 Male
MS004	Q/F Male	¼"-28 UNF Male
MS006	Q/F Male	M6 Male

Options

- Cable length
- Various mounts
- Other sensitivities (see below)

Part #	Mounting	xx = Optional Sensitivity (mV/g)
MTN/2200C-xx	¼" UNF Female	10
		20
		25
		30
		50
MTN/2200CQ-xx	Q/F Female	100
		500
		1000

Mounting adapters



Part #	From	To
MS005	Q/F Male	¼"-28 UNF Female
MS007	Q/F Male	10-32 UNF Female
MS008	Q/F Male	M8 Female
MS011	¼"-28 UNF Male	Q/F Female
MS013	¼"-28 UNF Male	Glue base
MS033	¼"-28 UNF Male	Q/F Female
MS038	Q/F Male	M8 Conical Male
MS061	¼"-28 UNF Male	10-32 UNF Male
MS079	¼"-28 UNF Male	Q/F Female
MS106	Q/F Male	M10 Female

Isolation

Part #	From	To
MS034	¼"-28 UNF Male	¼"-28 UNF Female
MS093	Q/F Male	M8 Male

System connection

