


The MTN/5000 features a 3.5 inch TFT touchscreen with an easy-to-navigate menu that enables users to set data sampling periods, alarm threshold levels and delay times on a channel-by-channel basis or across all channels. The system will accept voltage or 4-20mA inputs and can be used to monitor many different types of sensor. AC outputs are available via door-mounted BNCs for easy analysis. Modbus and remote PC monitoring available as options.

MTN/5000



Applications

Vibration monitoring and logging
 Any sensor-based design e.g. temperature, pressure, vibration, torque, voltage/current/power

Technical

Analogue input channels	12
Sampling resolution	12 bit
Sampling speed	Up to 250KHz
Screen	3.5" (89mm) TFT Touchscreen 480 x 320 x 24 bit colour
Sample buffer	12 x 100 samples
Operating voltage	100-240VAC
Alarms	12 (user-configurable alarm level and alarm delay).
Enclosure	GRP
Dimensions (enclosure only):	350 x 250 x 200 mm
Dimensions (including brackets):	395 x 250 x 200 mm

Options

- Modbus TCP/IP
- PC connectivity for remote monitoring and data logging
- Alarm beacon
- Internal-mounted display and BNCs for IP65 protection

Screenshots

Grid format

MONITRAN			
1: GS-34512 System Motor 1 DE Velocity	14.30	7: GS-34512 System Motor 1 DE gE	23.10 gE
2: GS-34512 System Motor 1 NDF Velocity	21.90 mm/s	8: GS-34512 System Motor 1 NDF gF	8.50 gE
3: GS-34512 System Motor 2 DE Velocity	26.30 mm/s	9: GS-34512 System Motor 2 DE gE	21.80 gE
4: GS-34512 System Motor 2 NDE Velocity	27.00 mm/s	10: GS-34512 System Motor 2 NDE gE	21.80 gE
5: GS-34512 System Motor 3 DE Velocity	24.60 mm/s	11: GS-34512 System Motor 3 DE gE	22.90 gF
6: GS-34512 System Motor 3 NDC Velocity	23.60 mm/s	12: GS-34512 System Motor 3 NDC gE	21.30 gE

Grid Plot Meter Bars Info Settings Alarm

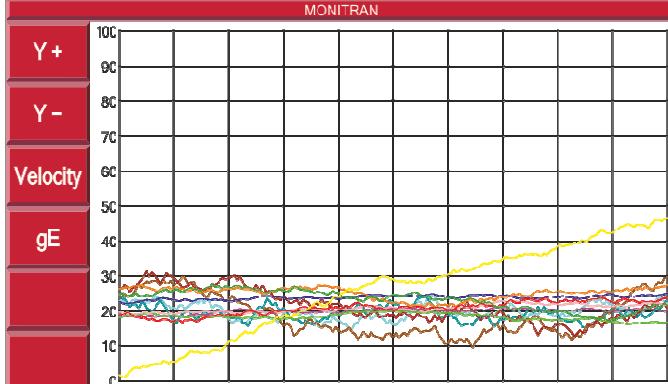
Alarm setting

MONITRAN	
1: GS34512 System Motor 1 DE Velocity [0-20mm/s]	
Threshold	20.00 mm/s
Delay	6.0 Sec
Output	0 mm/s
Buffer	1 Samples
Current	0.60 mm/s
Minimum	0.50 mm/s
Maximum	10.20 mm/s
Mean	7.30 mm/s

Prev Next

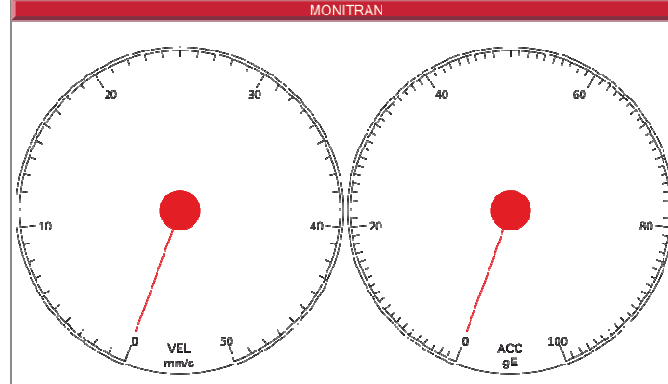
Grid Plot Meter Bars Info Settings Alarm

Plot screen



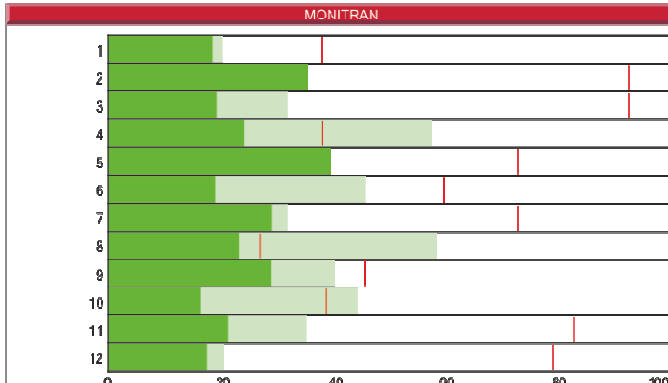
Grid Plot Meter Bars Info Settings Alarm

Meter screen



Grid Plot Meter Bars Info Settings Alarm

Bar screen



Grid Plot Meter Bars Info Settings Alarm

Information screen

MONITRAN	
Serial Number	MAC address
507190	00-11-22-33-44-55
Calibrated	IP address
12/08/15	192.168.57.100
Unit ID	Port
001	502
Software	Slave ID
1.1.17	2
System	Modbus Registers
MTN/5000-000	40001-40012
www.monitran.com	unsigned integer 16 bit (read)
info@monitran.com	register = screen value x 1000

Grid Plot Meter Bars Info Settings Alarm

System overview

